

Office of the Principal, Govt. College for Women, Shahzadpur (Ambala)

Notice No.: - MCWSNA/16/6/2025

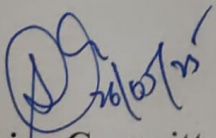
Date: - 26-05-2025


Notice


सूचित किया जाता है कि BA-I, II, III & BSc-I, II, III & BCom/BCAV-I, II, III and MCom-I, II Session 2025-26, के सभी विद्यार्थियों को अनिवार्य रूप से एंटी रैगिंग शपथपत्र जमा करवाना है। छात्राएं इस दस्तावेज़ को तैयार करने की प्रक्रिया संलग्न दस्तावेज़ में इस नोटिस के साथ देख सकती हैं।

यदि किसी भी छात्रा को इस एफिडेविट को तैयार करने में किसी भी प्रकार की समस्या आती है, तो वह नीचे उल्लिखित स्टाफ सदस्य से संपर्क कर सकती हैं।

1. Mr. Rajesh Kumar (BA I)
2. Ms. Monika (MCom I)
3. Ms. Ashu (BCom I)
4. Dr. Rajni Mohil (BSc I)
5. Dr. Geeta Devi (BA II Promotional)
6. Ms. Natasha (BA III Promotional)
7. Dr. Aarti Saini (BCom II/III/BCAVIII/MCom II Promotional)
8. Dr. Raj Kumari (BSc II&III Promotional)


Anti Ragging Committee


Nodal Officer
(Admission Committee 2025-26)


Principal
Govt. College For Women
Shahzadpur (Ambala)

Guidelines for filling the Anti Ragging form

- In pursuance to the Judgment of the Hon'ble Supreme Court of India dated 08.05.2009 in Civil Appeal No. 887/2009, in exercise of the powers conferred by clause (g) of sub-section (1) of section 26 of the University Grants Commission Act, 1956, the UGC notified "Regulations on Curbing the Menace of Ragging in Higher Educational Institutions, 2009". The Regulations are available on the UGC website <http://www.ugc.gov.in> & www.antiragging.in
- DHE/University/UGC/AICTE has issued advisory to take adequate steps to prevent ragging in accordance with these Regulations.
- In this regard, you are also requested to fill online compliance on antiragging.in website.
 - **STEP 1** : Visit www.antiragging.in
 - **STEP 2** : Click on 'Undertaking' → 'Register'
 - **STEP 3** : Choose the Educational Institution Type as 'College'
 - **STEP 4** : Fill your **Personal details and Parent / Guardian Details.**
 - **STEP 5** : Under College and Course Details, select state as **Haryana** and College name as **<Your College Name>**.
 - **STEP 6** : Type in the below details as given:
 1. College Principal Name as **<Principal Name>**
 2. College Phone Number (+91) - **<Mobile No.>**
 3. Select the mandatory details of the Course viz.
 - Details of the course (UG/PG/Diploma)
 - Name of the Course in which student admitted
 - Current year of study
 - Nearest Police station to your College
 - **STEP 7** : Check all boxes under UGC Regulations.
 - **STEP 8** : Fill in the Confidential Survey.
 - **STEP 9** : Recheck the form and confirm that all the details are correct.
 - **STEP 10**: Click Submit Form.
 - **STEP 11**: On successful submission, you will receive Reference ID. Note down this Reference ID.
 - **STEP 12** : Click on 'Undertaking' → 'Download.'
 - **Step 13**: Enter Reference ID, Email and Mobile No and click on submit button.
 - **STEP 14**: Student Antiragging Affidavit and Parent/Guardian Undertaking will be downloaded.
 - **STEP 15**: Open Admission Portal i.e. www.admissions.highereduhry.ac.in
 - **Step 16**: Login with your username and password.
 - **Step 17**: Enter the Reference ID and other details on admission portal under the TAB → "Antiragging Affidavit" and submit the same.

Note:- Following Details will be required on www.antiragging.in Portal while filling up the form:-

- Name of College
- Name of Principal/Director
- Contact No. of Principal/Director